

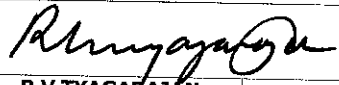
THIRU AROORAN SUGARS LIMITED


Regd. Office: "Eldorado", V Floor, 112 Nungambakkam High Road, Chennai 600 034

UNAUDITED FINANCIAL RESULTS FOR THE QUARTER ENDED SEPTEMBER 30, 2016


CIN: L15421TN1954PLC002915

Rs. in lakhs

S No	Particulars	Standalone					Previous Year ended 31.03.2016 (Audited)
		Three Months ended 30.09.2016 (Unaudited)	Preceding Three Months ended 30.06.2016 (Unaudited)	Corresponding Three Months ended in the Previous Year 30.09.2015 (Unaudited)	Year to date Figures for the Current Period ended 30.9.2016 (Unaudited)	Year to date Figures for the Previous Year ended 30.9.2015 (Unaudited)	
	Income from operations						
1	a) Gross Sales/Income from Operations	7258.65	6059.15	3193.84	13317.80	7237.10	19868.64
	b) Other Operating Income	4.44	67.73	20.54	72.17	525.36	971.44
	Total Income from Operations	7263.09	6126.88	3214.38	13389.97	7762.46	20840.08
2	Expenses						
	a) Cost of Materials consumed	1714.42	3810.85	1233.02	5525.27	4670.01	12435.79
	b) Purchase of stock-in-trade	0.37	-	0.86	0.37	1.20	1.20
	c) Changes in Inventories of Finished goods, Work In process and Stock in trade	4410.32	703.33	1294.74	5113.65	3578.49	5682.11
	d) Excise Duty on sales	336.03	268.08	138.05	604.11	192.68	513.72
	e) Employee Benefits Expense	349.27	379.31	370.76	728.58	769.27	1535.13
	f) Depreciation	188.14	190.57	190.29	378.71	397.60	776.85
	g) Other Expenses	391.28	1139.39	266.35	1530.67	993.75	3160.38
	Total Expenses	7389.83	6491.53	3494.07	13881.36	10603.00	24105.18
3	Profit/(Loss) from Operations before Other Income, Finance Costs & Exceptional Items (1-2)	(126.74)	(364.65)	(279.69)	(491.39)	(2840.54)	(3265.10)
4	Other Income	23.50	30.00	16.34	53.50	31.68	88.07
5	Profit/(Loss) from ordinary activities before Finance Costs and Exceptional Items (3+4)	(103.24)	(334.65)	(263.35)	(437.89)	(2808.86)	(3177.03)
6	Finance Costs	713.49	652.10	1367.30	1365.59	2717.64	3850.10
7	Profit/(Loss) from Ordinary Activities after Finance Costs but before Exceptional Items (5-6)	(816.73)	(986.75)	(1630.65)	(1803.48)	(5526.50)	(7027.13)
8	Exceptional Items	-	-	-	-	-	-
9	Profit/(Loss) from Ordinary Activities before Tax (7-8)	(816.73)	(986.75)	(1630.65)	(1803.48)	(5526.50)	(7027.13)
10	Tax Expense	(270.00)	(326.22)	(529.15)	(596.22)	(1793.35)	(5013.93)
11	Net Profit/(Loss) from Ordinary Activities after Tax (9-10)	(546.73)	(660.53)	(1101.50)	(1207.26)	(3733.15)	(2013.20)
12	Extraordinary Item (Net of Tax Expense)	-	-	-	-	-	-
13	Net Profit/(Loss) for the Period (11+12)	(546.73)	(660.53)	(1101.50)	(1207.26)	(3733.15)	(2013.20)
14	Paid up Equity Share Capital (Equity Shares of Rs.10/- each)	1131.67	1131.67	1131.67	1131.67	1131.67	1131.67
15	Reserves (excluding revaluation reserves)						4437.66
16	Earnings per Share (Annualised)						
	a) Basic & Diluted (before Extraordinary items)	(4.83)	(5.84)	(9.73)	(10.67)	(32.99)	(17.79)
	b) Basic & Diluted (after Extraordinary items)	(4.83)	(5.84)	(9.73)	(10.67)	(32.99)	(17.79)
Notes:							
1	Sugar being a seasonal Industry, Quarterly results are not indicative/representative of the results for the full year						
2	The working results of the Sugar segment were adversely affected due to lower availability of Sugarcane						
3	Statutory Auditors of the Company have carried out a Limited Review of the Financial Results for the Quarter ended September 30, 2016 as required under Regulation 33 of SEBI (Listing obligations and Disclosure requirements) Regulations, 2015.						
4	Previous Quarter's/ Accounting Year's figures have been regrouped wherever necessary.						
5	The above results were reviewed by the Audit Committee and approved by the Board of Directors at the meeting held on November 14, 2016						
For and on behalf of the Board of Directors of THIRU AROORAN SUGARS LTD  R V TYAGARAJAN Chairman and Managing Director							
Chennai							
November 14, 2016							

REPORTING OF SEGMENTWISE REVENUE, RESULTS AND CAPITAL EMPLOYED							
UNDER REGULATION 33 OF THE SEBI (LISTING OBLIGATIONS AND DISCLOSURE REQUIREMENTS) REGULATIONS, 2015							
						Rs. In lakhs	
Standalone							
SI No.	PARTICULARS	Three months ended	Preceding Three months ended	Corresponding Three months ended in the Previous Year	Year to-date figures for the current period ended	Year to-date figures for the previous year ended	Previous Year ended
		30.09.2016	30.06.2016	30.09.2015	30.9.2016	30.9.2015	31.03.2016
		(Unaudited)	(Unaudited)	(Unaudited)	(Unaudited)	(Unaudited)	(Audited)
1	Segment Revenue (Sales/Income)						
	a) Sugar	6496.19	5127.58	3167.41	11623.77	7654.39	18945.18
	b) Distillery	1086.91	1168.31	46.97	2255.22	390.66	2580.53
	Total	7583.10	6295.89	3214.38	13878.99	8045.05	21525.71
	Less: Inter segment Revenue	320.01	169.01	-	489.02	282.59	685.63
	Sales/Income from Operations	7263.09	6126.88	3214.38	13389.97	7762.46	20840.08
2	Segment Results						
	Profit/(Loss) before Tax and Interest from each segment						
	a) Sugar	(243.43)	(213.65)	(143.72)	(457.08)	(2631.69)	(3002.30)
	b) Distillery	305.03	379.49	8.66	684.52	72.48	782.16
	Total	61.60	165.84	(135.06)	227.44	(2559.21)	(2220.14)
	Less: i) Interest	713.49	652.10	1,367.30	1365.59	2717.64	3850.10
	ii) Other unallocable expenditure/ (income) net	164.84	500.49	128.29	665.33	249.65	956.89
	Total Profit/(Loss) Before Tax	(816.73)	(986.75)	(1630.65)	(1803.48)	(5526.50)	(7027.13)
3	Segment Assets						
	a) Sugar	20654.82	26862.67	28767.22	20654.82	28767.22	27924.29
	b) Distillery	6429.88	6574.25	6973.85	6429.88	6973.85	7062.49
	c) Unallocable	20078.26	19637.97	15538.78	20078.26	15538.78	20383.71
	Total	47162.96	53074.89	51279.85	47162.96	51279.85	55370.49
4	Segment Liabilities						
	a) Sugar	15272.56	18834.82	33920.71	15272.56	33920.71	20178.96
	b) Distillery	1686.13	1698.13	1498.39	1686.13	1498.39	1449.28
	c) Unallocable	25842.20	27633.13	5913.08	25842.20	5913.08	28172.93
	Total	42800.89	48166.08	41332.18	42800.89	41332.18	49801.17
For and on behalf of the Board of Directors of							
THIRU AROORAN SUGARS LTD							
							
R V TYAGARAJAN							
Chairman and Managing Director							
Chennai							
November 14, 2016							

THIRU AROORAN SUGARS LIMITED
STATEMENT OF ASSETS AND LIABILITIES

		Rs. in lakhs		
		Standalone		
		As at	As at	As at
		Sep 30, 2016 (Unaudited)	Sep 30, 2015 (Unaudited)	March 31, 2016 (Audited)
A	EQUITY AND LIABILITIES			
1	Shareholders' funds			
	(a) Share Capital	1,131.67	1,131.67	1,131.67
	(b) Reserves and surplus	3,230.40	2,717.71	4,437.66
	Sub total	4,362.07	3,849.38	5,569.33
2	Non-Current Liabilities			
	(a) Long Term borrowings	1,391.24	6,098.29	1,974.00
	(b) Other Long Term Liabilities	21,473.93	-	22,250.09
	(c) Long Term provisions	84.83	81.81	84.83
	Sub total	22,950.00	6,180.10	24,308.92
3	Current Liabilities			
	(a) Short Term Borrowings	5,312.28	23,435.71	6,127.00
	(b) Trade Payables	9,964.18	12,413.84	13,677.47
	(c) Other Current Liabilities	4,127.43	4,887.63	4,930.56
	(d) Short Term Provisions	447.00	513.20	757.21
	Sub total	19,850.89	41,250.38	25,492.24
	TOTAL EQUITY AND LIABILITIES	47,162.96	51,279.86	55,370.49
B	ASSETS			
	Non-Current Assets			
1	(a) Fixed assets	17,443.08	18,044.79	17,724.32
	(b) Non Current investments	10,644.82	10,643.32	10,641.11
	(c) Deferred Tax Assets (net)	5,033.56	2,867.79	4,437.34
	(d) Long Term Loans and Advances	3,913.69	1,796.99	3,892.86
	Sub total	37,035.15	33,352.89	36,695.63
2	Current Assets			
	(a) Inventories	6,232.09	13,439.95	11,368.85
	(b) Trade Receivables	866.24	786.16	1,238.03
	(c) Cash and Cash Equivalents	414.35	115.75	1,325.79
	(d) Short Term loans and advances	2,176.19	2,691.95	3,699.06
	(e) Other Current Assets	438.94	893.16	1,043.13
	Sub total	10,127.81	17,926.97	18,674.86
	TOTAL ASSETS	47,162.96	51,279.86	55,370.49
		For and on behalf of the Board of Directors of THIRU AROORAN SUGARS LTD		
				
		R. V. TYAGARAJAN		
		Chairman and Managing Director		
	Chennai November 14, 2016			