

1. Name of Listed Entity:

THIRU AROORAN SUGARS LIMITED

2. Scrip Code/Name of Scrip/Class of Security

507450 / THIRUSUGAR / EQUITY

3. Share Holding Pattern Filed under: Reg. 31(1)(a)/Reg. 31(1)(b)/Reg.31(1)(c)

31(1)(b)

a. If under 31(1)(b) then indicate the report for Quarter ending

March 31, 2018

b. If under 31(1)(c) then indicate date of allotment/extinguishment

4. Declaration: The Listed entity is required to submit the following declaration to the extent of submission of information:-

	Particulars	Yes	No
1	Whether the Listed Entity has issued any partly paid up shares?		No
2	Whether the Listed Entity has issued any Convertible Securities or Warrants?		No
3	Whether the Listed Entity has any shares against which depository receipts are issued?		No
4	Whether the Listed Entity has any shares in locked-in?		No
5	Whether any shares held by promoters are pledge or otherwise encumbered?	Yes	

For THIRU AROORAN SUGARS LIMITED

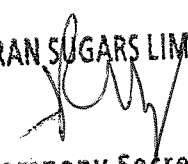

Company Secretary

Table I - Summary Statement holding of specified securities

Category (I)	Category of shareholder (II)	Nos. of shareholders (III)	No. of fully paid up equity shares held (IV)	No. of Partly paid-up equity shares held (V)	No. of shares underlying Depository Receipts (VI)	Total nos. shares held (VII) = (IV)+ (V)+ (VI)	Shareholding as a % of total no. of shares (calculated as per SCRR, 1957) (VIII) As a % of (A+B+C2)	Number of Voting Rights held in each class of securities (IX)				No. Of Shares Outstanding convertible securities (including warrants) (X)	Shareholding, as a % assuming full conversion of convertible securities (as a percentage of diluted share capital) (XI)= (VII)+(X) As a % of (A+B+C2)	Number of Locked in shares (XII)		Number of Shares pledged or otherwise encumbered (XIII)		Number of equity shares held in dematerialized form (XIV)
								No. of Voting Rights			Total as a % of (A+B+C)			No. (a)	As a % of total Shares held (b)	No. (a)	As a % of total Shares held (b)	
								Class eg: X	Class egy	Total								
(A)	Promoter & Promoter Group	8	7051909	0	0	7051909	62.31	7051909		62.31	0	62.31	0	0	4815644	68.29	6992536	
(B)	Public	5929	4264815	0	0	4264815	37.69	4264815		37.69	0	37.69	0	0		NA	3983390	
(C)	Non Promoter- Non Public															NA		
(C1)	Shares Underlying DRs						NA									NA		
(C2)	Shares held by Employee Trusts															NA		
	Total	5937	11316724	0	0	11316724	100.00	11316724		100.00	0	100.00	0	0	4815644	42.55	10975926	

For THIRU AROORAN SUGARS LIMITED




Company Secretary

Table II - Statement showing shareholding pattern of the Promoter and Promoter Group

	Category and Name of the Shareholders (I)	PAN (II)	Nos. of share holders (III)	No. of fully paid up equity shares held (IV)	Partly paid-up equity shares held (V)	No. of shares underlying Depository Receipts (VI)	Total nos. shares held (VII) = (IV) + (V) + (VI)	Shareholding % of total no. of shares (calculated as per SCRR, 1957) As a % of (A+B+C2) (VIII)	Number of Voting Rights held in each class of securities (IX)			No. of Shares Underlying Outstanding convertible securities (including Warrants) (X)	Shareholding, as a % assuming full conversion of convertible securities (as a percentage of diluted share capital) (XI) = (VII)+(X) As a % of (A+B+C2)	Number of Locked in shares (XII)		Number of Shares pledged or otherwise encumbered (XIII)		Number of equity shares held in dematerialized form (XIV)	
									No. of Voting Rights					Total as a % of Total Voting Rights	No. (a)	As a % of total Shares held (b)	No. (a)		As a % of total Shares held (b)
									Class X	Class y	Total								
(1)	Indian																		
a	Individual/Hindu Undivided Family		5	1582851	0	0	1582851	13.99	1582851		13.99	13.99						1523478	
b	Central Government/ State Governments				0	0	0	0.00			0.00	0.00							
c	Financial Institutions / Banks				0	0	0	0.00			0.00	0.00							
d	Any other (Specify)		3	5469058	0	0	5469058	48.33	5469058		48.33	48.33			4815644	88.05		5469058	
	DOMESTIC BODY CORPORATE		3	5469058	0	0	5469058	48.33	5469058		48.33	48.33			4815644	88.05		5469058	
	Sub Total A(1)		8	7051909	0	0	7051909	62.31	7051909		62.31	62.31			4815644	68.29		6992536	
(2)	Foreign																		
a	Individual (Non resident Individuals / Foreign Individuals)							0.00											
b	Government							0.00											
c	Institutions							0.00											
d	Foreign Portfolio Investor							0.00											
e	Any other (Specify)						0	0.00				0.00							
	CORPORATE BODY- FOREIGN BODY						0	0.00				0.00							
	Bank-Others						0	0.00				0.00							
	FII - Others						0	0.00				0.00							
	Sub Total A(2)		0	0	0	0	0	0.00	0	0	0	0.00	0	0	0	0	0	0	
	Total shareholding of Promoter and Promoter Group (A) = (A)(1) + (A)(2)		8	7051909	0	0	7051909	62.31	7051909		62.31	62.31	0	0	4815644	68.29		6992536	

For THIRU AROORAN SUGARS LIMITED


Company Secretary

Annexure to Table II - Statement showing shareholding pattern of the Promoter and Promoter Group

Category of the Shareholder	Name of the Shareholders	Nos. of shareholders (III)	No. of fully paid up equity shares held (IV)	Partly paid-up equity shares held (V)	No. of shares underlying Depository Receipts (VI)	Total nos. shares held (VII) = (IV) + (V) + (VI)	Shareholding % of total no. of shares (calculated as per SCRR, 1957) As a % of (A+B+C2) (VIII)	Number of Voting Rights held in each class of securities (IX)			No. of Shares Underlying Outstanding convertible securities (including Warrants) (X)	Shareholding, as a % assuming full conversion of convertible securities (as a percentage of diluted share capital) (XI) = (VII) + (X) As a % of (A+B+C2)	Number of Locked in shares (XII)		Number of Shares pledged or otherwise encumbered (XIII)		Number of equity shares held in dematerialized form (XIV)	
								No. of Voting Rights					Total as a % of Total Voting Rights	No. (a)	As a % of total Shares held (b)	No. (a)		As a % of total Shares held (b)
								Class X	Class Y	Total								
Promoter and Promoter Group - Domestic Body Corporate	MUSTANG TRADING & INVESTMENTS PRIVATE LIMITED	1	2786358	0	0	2786358	24.62	2786358		24.62	0	24.62	0	0.00	2133425	76.57	2786358	
Promoter and Promoter Group - Domestic Body Corporate	MADAN CAPITAL MARKET LIMITED	1	100	0	0	100	0.00	100		0.00	0	0.00	0	0.00	0	0.00	100	
Promoter and Promoter Group - Domestic Body Corporate	VENKATESA TYAGARAJAN PRIVATE LIMITED	1	2682600	0	0	2682600	23.71	2682600		23.71	0	23.71	0	0.00	2682219	99.99	2682600	
Promoter and Promoter Group - Individual / HUF	V T RAMALINGAM (HUF)	1	959556	0	0	959556	8.48	959556		8.48	0	8.48	0	0.00	0	0.00	959556	
Promoter and Promoter Group - Individual / HUF	V T VENKATESWARAN (HUF)	1	194850	0	0	194850	1.72	194850		1.72	0	1.72	0	0.00	0	0.00	194850	
Promoter and Promoter Group - Individual / HUF	MRS MALATHI RAM	1	288072	0	0	288072	2.55	288072		2.55	0	2.55	0	0.00	0	0.00	288072	
Promoter and Promoter Group - Individual / HUF	Mr R V TYAGARAJAN	1	81000	0	0	81000	0.71	81000		0.71	0	0.71	0	0.00	0	0.00	81000	
Promoter and Promoter Group - Individual / HUF	Mrs. NEELA TYAGARAJAN	1	59373	0	0	59373	0.52	59373		0.52	0	0.52	0	0.00	0	0.00		

For THIRU AROORAN SUGARS LIMITED


Company Secretary

Table III - Statement showing shareholding pattern of the Public shareholder

(1)	Category and Name of the Shareholders (I)	PAN (II)	Nos. of share holders (III)	No. of fully paid up equity shares held (IV)	Partly paid-up equity shares held (V)	No. of shares underlying Depository Receipts (VI)	Total nos. shares held (VII) = (IV) + (V) + (VI)	Shareholding % of total no. of shares (calculated as per SCRR, 1957) As a % of (A+B+C2) (VIII)	Number of Voting Rights held in each class of securities (IX)			No. of Shares Underlying Outstanding convertible securities (including Warrants) (X)	Total Shareholding, as a % assuming full conversion of convertible securities (as a percentage of diluted share capital) (XI) = (VII) + (X) As a % of (A+B+C2)	Number of Locked in shares (XII)		Number of Shares pledged or otherwise encumbered (XIII)		Number of equity shares held in dematerialized form (XIV)	
									No. of Voting Rights		Total as a % of Total Voting Rights			No. (a)	As a % of total Shares held (b)	No. (Not Applicable) (a)	As a % of total Shares held (Not Applicable) (b)		
									Class X	Class y									Total
(1)	Institutions																		
a	Mutual Funds/UTI		1	100			100	0.00	100			0.00							0
b	Venture Capital Funds						0	0.00				0.00							
c	Alternate Investment Funds						0	0.00				0.00							
d	Foreign Venture Capital Investors						0	0.00				0.00							
e	Foreign Portfolio Investors						0	0.00				0.00							
f	Financial Institutions / Banks		2	2300			2300	0.02	2300			0.02							100
g	Insurance Companies						0	0.00				0.00							
h	Provident Funds / Pension Funds						0	0.00				0.00							
i	Any other (Specify)						0	0.00				0.00							
							0.00	0.00				0.00							
	Sub Total B(1)		3	2400	0	0	2400	0.02	2400			0.02							100
(2)	Central Government / State Government / President of India						0	0.00				0.00							
	Sub Total B(2)		0	0	0	0	0	0.00	0	0	0	0.00	0	0	0	0	0	0	0
(3)	Non-Institutions																		
a	Individuals																		
	Individual Shareholders holding Nominal Share Capital upto Rs.2 Lakhs		5695	2228004			2228004	19.69	2228004			19.69							1960705
	Individual Shareholders holding Nominal Share Capital in excess of Rs.2 Lakhs		8	551210			551210	4.87	551210			4.87							551210
b	NBFCs Registered with RBI		0	0			0	0.00	0			0.00							0
c	Employee Trusts						0	0.00				0.00							
d	Overseas Depositories (holding DRs) (balancing figure)						0	0.00				0.00							
e	Any other		223	1483201			1483201	13.11	1483201			13.11							1471375
	NRI		59	268724			268724	2.37	268724			2.37							268624
	CLEARING MEMBER		14	5957			5957	0.05	5957			0.05							5957
	DOMESTIC BODY CORPORATE/ MARGIN ACCOUNT CORPORATE		143	1024454			1024454	9.05	1024454			9.05							1014328
	FOREIGN INSTITUTIONAL INVESTOR		1	400			400	0.00	400			0.00							0
	LIMITED LIABILITY PARTNERSHIP		4	3600			3600	0.03	3600			0.03							3600
	OVERSEAS CORPORATE BODY		2	180066			180066	1.59	180066			1.59							178866
	Sub Total B(3)		5926	4262415	0	0	4262415	37.66	4262415			37.66	0	37.66					3983290
	Total Public Shareholding (B) = (B)(1)+(B)(2) +(B)(3)		5929	4264815	0	0	4264815	37.69	4264815			37.69	0	37.69					3983390

For THIRU AROORAN SUGARS LIMITED

Company Secretary

Annexure to Table III - Statement showing shareholding pattern of the Public Shareholder
Disclosure of the names of the shareholders holding more than 1% of shares

Category of the Shareholder	Name of the Shareholders	Nos. of share holders (III)	No. of fully paid up equity shares held (IV)	Partly paid-up equity shares held (V)	No. of shares underlying Depository Receipts (VI)	Total nos. shares held (VII) = (IV)+(V)+(VI)	Shareholding % of total no. of shares (calculated as per SCRR, 1957) As a % of (A+B+C2) (VIII)	Number of Voting Rights held in each class of securities (IX)			No. of Shares Underlying Outstanding convertible securities (including Warrants) (X)	Total Shareholding, as a % assuming full conversion of convertible securities (as a percentage of diluted share capital) (XI) = (VII) + (X) As a % of (A+B+C2)	Number of Locked in shares (XII)		Number of Shares pledged or otherwise encumbered (XIII)		Number of equity shares held in dematerialized form (XIV)	
								No. of Voting Rights					Total as a % of Total Voting Rights	No. (a)	As a % of total Shares held (b)	No. (a)		As a % of total Shares held (b)
								Class X	Class y	Total								
Non-Institutions - RESIDENT INDIAN	UTTAM KANTILAL PANDHI	1	233000	0	0	233000	2.06	233000		2.06	0	2.06	0	0.00			233000	
Non-Institutions - RESIDENT INDIAN	PISTA BAI	1	133050	0	0	133050	1.18	133050		1.18	0	1.18	0	0.00			133050	
Non-Institutions- NRI	AKHTAR BANU ALTALIB	1	157298	0	0	157298	1.39	157298		1.39	0	1.39	0	0.00			157298	
Non-Institutions- DOMESTIC BODY CORPORATE	KSK WIND ENERGY PRIVATE LIMITED	1	364418	0	0	364418	3.22	364418		3.22	0	3.22	0	0.00			364418	
Non-Institutions- DOMESTIC BODY CORPORATE	SHREE KRISHNA AGRO INDUSTRIAL SERVICES PRIVATE LIMITED	1	208500	0	0	208500	1.84	208500		1.84	0	1.84	0	0.00			208500	
Non-Institutions-OVERSEAS CORPORATE BODY	THOR INVESTMENTS LIMITED	1	178866	0	0	178866	1.58	178866		1.58	0	1.58	0	0.00			178866	

For THIRU AROORAN SUGARS LIMITED



Company Secretary

Table IV - Statement showing shareholding pattern of the Non Promoter- Non Public shareholder

Category and Name of the Shareholders (I)	PAN (II)	Nos. of share holders (III)	No. of fully paid up equity shares held (IV)	Partly paid-up equity shares held (V)	No. of shares under lying Depository Receipts (VI)	Total nos. shares held (VII) = (IV)+(V)+(VI)	Shareholding % calculated as per SCRR, 1957 As a % of (A+B+C2) (VIII)	Number of Voting Rights held in each class of securities (IX)			No. of Shares Underlying Outstanding convertible securities (including Warrants) (X)	Total Shareholding , as a % assuming full conversion of convertible securities (as a percentage of diluted share capital) (XI)= (VII)+(X) As a % of (A+B+C2)	Number of Locked in shares (XII)		Number of Shares pledged or otherwise encumbered (XIII)		Number of equity shares held in dematerialized form (XIV)
								No. of Voting Rights		Total as a % of Total Voting Rights			No. (a)	As a % of total Shares held (b)	No.(Not Applicable) (a)	As a % of total Shares held (Not Applicable) (b)	
							Class X	Class y	Total								
(1) Custodian / DRHolder		—															NA
(a) Name of DR Holder if available																	NA
																	NA
(2) Employee Benefit Trust (under SEBI(Share Based Employee Benefit) Regulations, 2014)		—															NA
Name																	NA
Total Non-Promoter - Non Public Shareholding (C) = (C) (1) +(C) (2)																	NA

For THIRU AROORAN SUGARS LIMITED

 Company Secretary