

1. Name of Listed Entity:

2. Scrip Code/Name of Scrip/Class of Security

3. Share Holding Pattern Filed under: Reg. 31(1)(a)/Reg. 31(1)(b)/Reg.31(1)(c)

a. If under 31(1)(b) then indicate the report for Quarter ending

b. If under 31(1)(c) then indicate date of allotment/extinguishment

4. Declaration: The Listed entity is required to submit the following declaration to the extent of submission of information:-

THIRU AROORAN SUGARS LIMITED

507450 / THIRUSUGAR / EQUITY

31(1)(b)

March 31, 2019

	Particulars	Yes	No
1	Whether the Listed Entity has issued any partly paid up shares?		No
2	Whether the Listed Entity has issued any Convertible Securities or Warrants?		No
3	Whether the Listed Entity has any shares against which depository receipts are issued?		No
4	Whether the Listed Entity has any shares in locked-in?		No
5	Whether any shares held by promoters are pledge or otherwise encumbered?	Yes	

THIRU AROORAN SUGARS LIMITED

R. Srinivasan
Chairman and Managing Director

Table I - Summary Statement holding of specified securities

Category (I)	Category of shareholder (II)	Nos. of shareholders (III)	No. of fully paid up equity shares held (IV)	No. of Partly paid-up equity shares held (V)	No. of shares underlying Depository Receipts (VI)	Total nos. shares held (VII) = (IV)+ (V)+ (VI)	Shareholding as a % of total no. of shares (calculated as per SCRR, 1957) (VIII) As a % of (A+B+C2)	Number of Voting Rights held in each class of securities (IX)				No. Of Shares Underlying Outstanding convertible securities (Including warrants) (X)	Shareholding, as a % assuming full conversion of convertible securities (as a percentage of diluted share capital) (XI)= (VII)+(X) As a % of (A+B+C2)	Number of Locked in shares (XII)		Number of Shares pledged or otherwise encumbered (XIII)		Number of equity shares held in dematerialized form (XIV)
								No. of Voting Rights			Total as a % of (A+B+C)			No. (a)	As a % of total Shares held (b)	No. (a)	As a % of total Shares held (b)	
								Class eg: X	Class eg: y	Total								
(A)	Promoter & Promoter Group	8	6977315	0	0	6977315	61.65	6977315		61.65	0	61.65	0	0	4741050	67.95	6917942	
(B)	Public	6038	4339409	0	0	4339409	38.35	4339409		38.35	0	38.35	0	0		NA	4074004	
(C)	Non Promoter- Non Public															NA		
(C1)	Shares Underlying DRs						NA									NA		
(C2)	Shares held by Employee Trusts															NA		
	Total	6046	11316724	0	0	11316724	100.00	11316724		100.00	0	100.00	0	0	4741050	41.89	10991946	

For THIRU AROORAN SUGARS LIMITED




Chairman and Managing Director

Table II - Statement showing shareholding pattern of the Promoter and Promoter Group

	Category and Name of the Shareholders (I)	PAN (II)	Nos. of share holders (III)	No. of fully paid up equity shares held (IV)	Partly paid-up equity shares held (V)	No. of shares underlying Depository Receipts (VI)	Total nos. shares held (VII) = (IV) + (V) + (VI)	Shareholding % of total no. of shares (calculated as per SCRR, 1957) As a % of (A+B+C2) (VIII)	Number of Voting Rights held in each class of securities (IX)				No. of Shares Underlying Outstanding convertible securities (including Warrants) (X)	Shareholding, as a % assuming full conversion of convertible securities (as a percentage of diluted share capital) (XI) = (VII)+(X) As a % of (A+B+C2)	Number of Locked in shares (XII)		Number of Shares pledged or otherwise encumbered (XIII)		Number of equity shares held in dematerialized form (XIV)
									No. of Voting Rights			Total as a % of Total Voting Rights			No. (a)	As a % of total Shares held (b)	No. (a)	As a % of total Shares held (b)	
									Class X	Class y	Total								
(1)	Indian																		
a	Individual/Hindu Undivided Family		5	1582851	0	0	1582851	13.99	1582851			13.99							1523478
b	Central Government/ State Governments				0	0	0	0.00				0.00							
c	Financial Institutions / Banks				0	0	0	0.00				0.00							
d	Any other (Specify)		3	5394464	0	0	5394464	47.67	5394464			47.67			4741050	87.89		5394464	
	DOMESTIC BODY CORPORATE		3	5394464	0	0	5394464	47.67	5394464			47.67			4741050	87.89		5394464	
	Sub Total A(1)		8	6977315	0	0	6977315	61.65	6977315			61.65	0	61.65	4741050	67.95		6917942	
(2)	Foreign																		
a	Individual (Non resident Individuals / Foreign Individuals)							0.00											
b	Government							0.00											
c	Institutions							0.00											
d	Foreign Portfolio Investor							0.00											
e	Any other (Specify)						0	0.00				0.00							
	CORPORATE BODY- FOREIGN BODY						0	0.00				0.00							
	Bank-Others						0	0.00				0.00							
	FII - Others						0	0.00				0.00							
	Sub Total A(2)		0	0	0	0	0	0.00	0	0	0	0.00	0	0.00	0	0	0	0	0
	Total shareholding of Promoter and Promoter Group (A) = (A)(1) + (A)(2)		8	6977315	0	0	6977315	61.65	6977315			61.65	0	61.65	4741050	67.95		6917942	

For THIRU AROORAN SUGARS LIMITED


Chairman and Managing Director

Annexure to Table II - Statement showing shareholding pattern of the Promoter and Promoter Group

Category of the Shareholder	Name of the Shareholders	Nos. of shareholders (III)	No. of fully paid up equity shares held (IV)	Partly paid-up equity shares held (V)	No. of shares underlying Depository Receipts (VI)	Total nos. shares held (VII) = (IV) + (V) + (VI)	Shareholding % of total no. of shares (calculated as per SCRR, 1957) As a % of (A+B+C2) (VIII)	Number of Voting Rights held in each class of securities (IX)			No. of Shares Underlying Outstanding convertible securities (including Warrants) (X)	Shareholding, as a % assuming full conversion of convertible securities (as a percentage of diluted share capital) (XI) = (VII) + (X) As a % of (A+B+C2)	Number of Locked in shares (XII)		Number of Shares pledged or otherwise encumbered (XIII)		Number of equity shares held in dematerialized form (XIV)
								No. of Voting Rights		Total as a % of Total Voting Rights			No. (a)	As a % of total Shares held (b)	No. (a)	As a % of total Shares held (b)	
								Class X	Class Y								
Promoter and Promoter Group - Domestic Body Corporate	MUSTANG TRADING & INVESTMENTS PRIVATE LIMITED	1	2711764	0	0	2711764	23.96	2711764		23.96	0	23.96	0	0.00	2058831	75.92	2711764
Promoter and Promoter Group - Domestic Body Corporate	MADAN CAPITAL MARKET LIMITED	1	100	0	0	100	0.00	100		0.00	0	0.00	0	0.00	0	0.00	100
Promoter and Promoter Group - Domestic Body Corporate	VENKATESA TYAGARAJAN PRIVATE LIMITED	1	2682600	0	0	2682600	23.71	2682600		23.71	0	23.71	0	0.00	2682219	99.99	2682600
Promoter and Promoter Group - Individual / HUF	V T RAMALINGAM (HUF)	1	959556	0	0	959556	8.48	959556		8.48	0	8.48	0	0.00	0	0.00	959556
Promoter and Promoter Group - Individual / HUF	V T VENKATESWARAN (HUF)	1	194850	0	0	194850	1.72	194850		1.72	0	1.72	0	0.00	0	0.00	194850
Promoter and Promoter Group - Individual / HUF	MRS MALATHI RAM	1	288072	0	0	288072	2.55	288072		2.55	0	2.55	0	0.00	0	0.00	288072
Promoter and Promoter Group - Individual / HUF	Mr R V TYAGARAJAN	1	81000	0	0	81000	0.71	81000		0.71	0	0.71	0	0.00	0	0.00	81000
Promoter and Promoter Group - Individual / HUF	Mrs. NEELA TYAGARAJAN	1	59373	0	0	59373	0.52	59373		0.52	0	0.52	0	0.00	0	0.00	

For THIRU AROORAN SUGARS LIMITED

R. Venkateswaran
Chairman and Managing Director

Table III - Statement showing shareholding pattern of the Public shareholder

	Category and Name of the Shareholders (I)	PAN (II)	Nos. of share holders (III)	No. of fully paid up equity shares held (IV)	Partly paid-up equity shares held (V)	No. of shares underlying Depository Receipts (VI)	Total nos. shares held (VII) = (IV) + (V) + (VI)	Shareholding % of total no. of shares (calculated as per SCRR, 1957) As a % of (A+B+C2) (VIII)	Number of Voting Rights held in each class of securities (IX)			No. of Shares Underlying Outstanding convertible securities (including Warrants) (X)	Total Shareholding, as a % assuming full conversion of convertible securities (as a percentage of diluted share capital) (XI) = (VII) + (X) As a % of (A+B+C2)	Number of Locked in shares (XII)		Number of Shares pledged or otherwise encumbered (XIII)		Number of equity shares held in dematerialized form (XIV)	
									No. of Voting Rights		Total as a % of Total Voting Rights			No. (a)	As a % of total Shares held (b)	No. (Not Applicable) (a)	As a % of total Shares held (Not Applicable) (b)		
									Class X	Class y									Total
(1)	Institutions																		
a	Mutual Funds/UTI		1	100			100	0.00	100			0.00							0
b	Venture Capital Funds						0	0.00				0.00							
c	Alternate Investment Funds						0	0.00				0.00							
d	Foreign Venture Capital Investors						0	0.00				0.00							
e	Foreign Portfolio Investors						0	0.00				0.00							
f	Financial Institutions / Banks		2	2300			2300	0.02	2300			0.02							100
g	Insurance Companies						0	0.00				0.00							
h	Provident Funds / Pension Funds						0	0.00				0.00							
i	Any other (Specify)						0	0.00				0.00							
	Sub Total B(1)		3	2400	0	0	2400	0.02	2400			0.02							100
(2)	Central Government / State Government / President of India						0	0.00				0.00							
	Sub Total B(2)		0	0	0	0	0	0.00	0	0	0	0	0	0	0				0
(3)	Non-Institutions																		
a	Individuals																		
	Individual Shareholders holding Nominal Share Capital upto Rs.2 Lakhs		5811	2365751			2365751	20.90	2365751			20.90							2114472
	Individual Shareholders holding Nominal Share Capital in excess of Rs.2 Lakhs		10	563295			563295	4.98	563295			4.98							563295
b	NBFCs Registered with RBI		0	0			0	0.00	0			0.00							0
c	Employee Trusts						0	0.00				0.00							
d	Overseas Depositories (holding DRs) (balancing figure)						0	0.00				0.00							
e	Any other		214	1407963			1407963	12.44	1407963			12.44							1396137
	NRI		68	293616			293616	2.59	293616			2.59							293516
	CLEARING MEMBER		12	4013			4013	0.04	4013			0.04							4013
	DOMESTIC BODY CORPORATE/ MARGIN ACCOUNT CORPORATE		128	925768			925768	8.18	925768			8.18							915642
	FOREIGN INSTITUTIONAL INVESTOR		1	400			400	0.00	400			0.00							0
	LIMITED LIABILITY PARTNERSHIP		3	4100			4100	0.04	4100			0.04							4100
	OVERSEAS CORPORATE BODY		2	180066			180066	1.59	180066			1.59							178866
	Sub Total B(3)		6035	4337009	0	0	4337009	38.32	4337009			38.32	0	38.32					4073904
	Total Public Shareholding (B) = (B)(1) + (B)(2) + (B)(3)		6038	4339409	0	0	4339409	38.35	4339409			38.35	0	38.35					4074004

For THIRU AROORAN SUGARS LIMITED

R. Arun Kumar
Chairman and Managing Director

**Annexure to Table III - Statement showing shareholding pattern of the Public Shareholder
Disclosure of the names of the shareholders holding more than 1% of shares**

Category of the Shareholder	Name of the Shareholders	Nos. of share holders (III)	No. of fully paid up equity shares held (IV)	Partly paid-up equity shares held (V)	No. of shares underlying Depository Receipts (VI)	Total nos. shares held (VII) = (IV)+(V)+(VI)	Shareholding % of total no. of shares (calculated as per SCRR, 1957) As a % of (A+B+C2) (VIII)	Number of Voting Rights held in each class of securities (IX)			No. of Shares Underlying Outstanding convertible securities (including Warrants) (X)	Total Shareholding, as a % assuming full conversion of convertible securities (as a percentage of diluted share capital) (XI) = (VII) + (X) As a % of (A+B+C2)	Number of Locked in shares (XII)		Number of Shares pledged or otherwise encumbered (XIII)		Number of equity shares held in dematerialized form (XIV)	
								No. of Voting Rights					Total as a % of Total Voting Rights	No. (a)	As a % of total Shares held (b)	No. (a)		As a % of total Shares held (b)
								Class X	Class y	Total								
Non-Institutions – RESIDENT INDIAN	UTTAM KANTILAL PANDHI	1	233000	0	0	233000	2.06	233000		2.06	0	2.06	0	0.00			233000	
Non-Institutions – RESIDENT INDIAN	PISTA BAI	1	136050	0	0	136050	1.20	136050		1.20	0	1.20	0	0.00			136050	
Non-Institutions- NRI	AKHTAR BANU ALTALIB	1	157298	0	0	157298	1.39	157298		1.39	0	1.39	0	0.00			157298	
Non-Institutions- DOMESTIC BODY CORPORATE	KSK WIND ENERGY PRIVATE LIMITED	1	364418	0	0	364418	3.22	364418		3.22	0	3.22	0	0.00			364418	
Non-Institutions- DOMESTIC BODY CORPORATE	SHREE KRISHNA AGRO INDUSTRIAL SERVICES PRIVATE LIMITED	1	208500	0	0	208500	1.84	208500		1.84	0	1.84	0	0.00			208500	
Non-Institutions-OVERSEAS CORPORATE BODY	THOR INVESTMENTS LIMITED	1	178866	0	0	178866	1.58	178866		1.58	0	1.58	0	0.00			178866	

For THIRU AROORAN SUGARS LIMITED

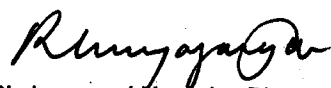

Chairman and Managing Director

Table IV - Statement showing shareholding pattern of the Non Promoter- Non Public shareholder

Category and Name of the Shareholders (I)	PAN (II)	Nos. of share holders (III)	No. of fully paid up equity shares held (IV)	Partly paid-up equity shares held (V)	No. of shares under lying Depository Receipts (VI)	Total nos. shares held (VII) = (IV)+(V)+(VI)	Shareholding % calculated as per SCRR, 1957 As a % of (A+B+C2) (VIII)	Number of Voting Rights held in each class of securities (IX)			No. of Shares Underlying Outstanding convertible securities (including Warrants) (X)	Total Shareholding , as a % assuming full conversion of convertible securities (as a percentage of diluted share capital) (XI)= (VII)+(X) As a % of (A+B+C2)	Number of Locked in shares (XII)		Number of Shares pledged or otherwise encumbered (XIII)		Number of equity shares held in dematerialized form (XIV)
								No. of Voting Rights		Total as a % of Total Voting Rights			No. (a)	As a % of total Shares held (b)	No.(Not Applicable) (a)	As a % of total Shares held (Not Applicable) (b)	
								Class X	Class y	Total							
(1) Custodian / DRHolder		—															NA
(a) Name of DR Holder if available																	NA
																	NA
(2) Employee Benefit Trust (under SEBI(Share Based Employee Benefit) Regulations, 2014)		—															NA
Name																	NA
Total Non-Promoter - Non Public Shareholding (C) = (C) (1) +(C) (2)																	NA

For THIRU AROORAN SUGARS LIMITED

R. Srinivasan
Chairman and Managing Director